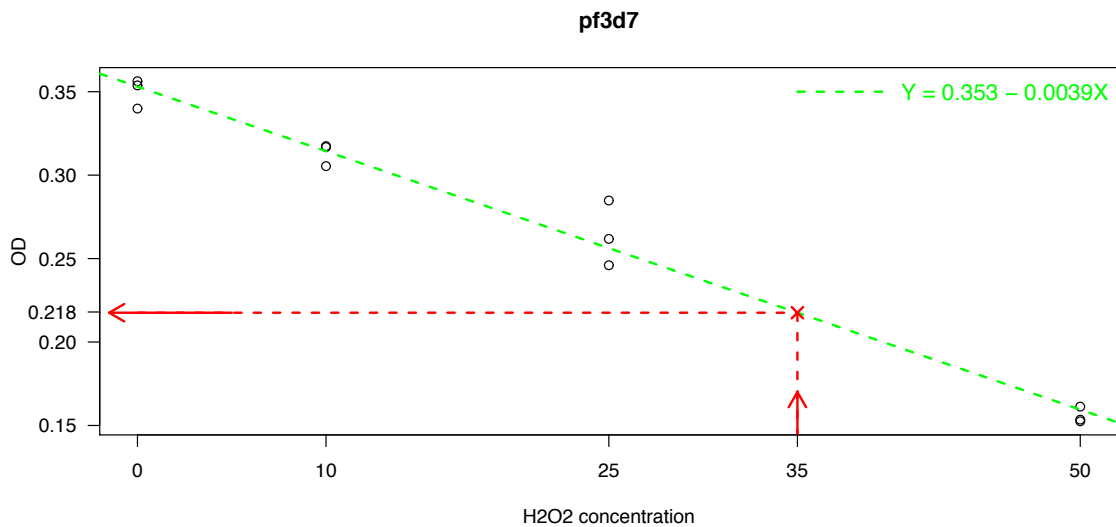


Prediction and Calibration

Estimating the mean response



→ We can use the regression results to predict the expected response for a new concentration of hydrogen peroxide. But what is its variability?

Variability of the mean response

Let \hat{y} be the predicted mean for some x , i. e.

$$\hat{y} = \hat{\beta}_0 + \hat{\beta}_1 x$$

Then

$$E(\hat{y}) = \beta_0 + \beta_1 x$$

$$\text{var}(\hat{y}) = \sigma^2 \left(\frac{1}{n} + \frac{(x - \bar{x})^2}{SXX} \right)$$

where $y = \beta_0 + \beta_1 x$ is the true mean response.

Why?

$$\begin{aligned} E(\hat{y}) &= E(\hat{\beta}_0 + \hat{\beta}_1 x) \\ &= E(\hat{\beta}_0) + x E(\hat{\beta}_1) \\ &= \beta_0 + x \beta_1 \end{aligned}$$

$$\begin{aligned} \text{var}(\hat{y}) &= \text{var}(\hat{\beta}_0 + \hat{\beta}_1 x) \\ &= \text{var}(\hat{\beta}_0) + \text{var}(\hat{\beta}_1 x) + 2 \text{cov}(\hat{\beta}_0, \hat{\beta}_1 x) \\ &= \text{var}(\hat{\beta}_0) + x^2 \text{var}(\hat{\beta}_1) + 2x \text{cov}(\hat{\beta}_0, \hat{\beta}_1) \\ &= \sigma^2 \left(\frac{1}{n} + \frac{\bar{x}^2}{SXX} \right) + \sigma^2 \left(\frac{x^2}{SXX} \right) - \frac{2x\bar{x}\sigma^2}{SXX} \\ &= \sigma^2 \left[\frac{1}{n} + \frac{(x - \bar{x})^2}{SXX} \right] \end{aligned}$$

Confidence intervals

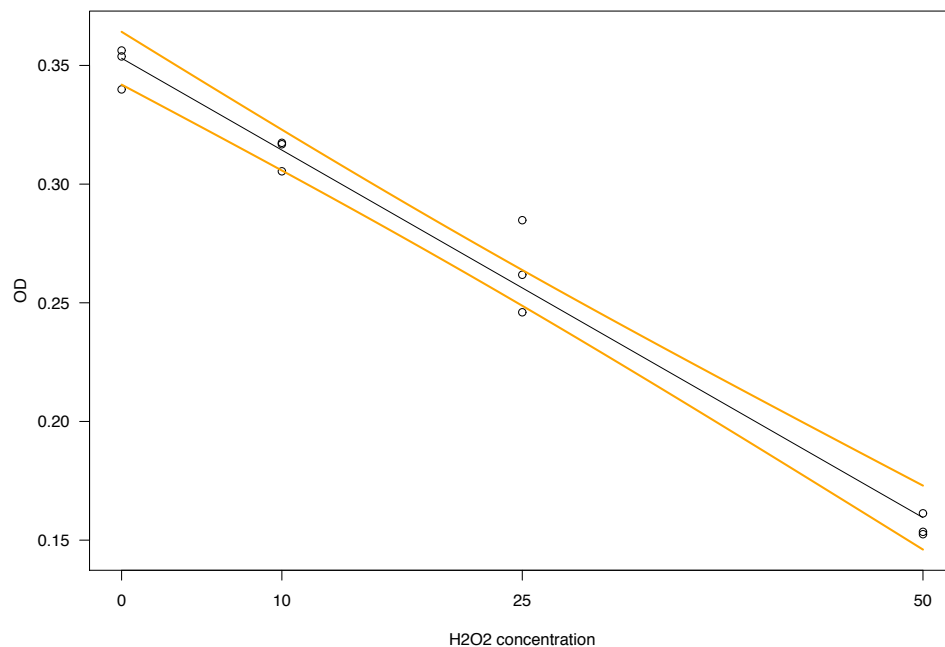
Hence

$$\hat{y} \pm t_{(1-\frac{\alpha}{2}), n-2} \times \hat{\sigma} \times \sqrt{\frac{1}{n} + \frac{(x - \bar{x})^2}{SXX}}$$

is a $(1 - \alpha) \times 100\%$ confidence interval for the mean response given x .

Confidence limits

pf3d7 - 95% confidence limits for the mean response



Prediction

Now assume that we want to calculate an interval for the predicted response y^* for a value of x .

There are two sources of uncertainty:

- (a) the mean response
- (b) the natural variation σ^2

The variance of \hat{y}^* is

$$\text{var}(\hat{y}^*) = \sigma^2 + \sigma^2 \left(\frac{1}{n} + \frac{(x - \bar{x})^2}{SXX} \right) = \sigma^2 \left(1 + \frac{1}{n} + \frac{(x - \bar{x})^2}{SXX} \right)$$

Prediction intervals

Hence

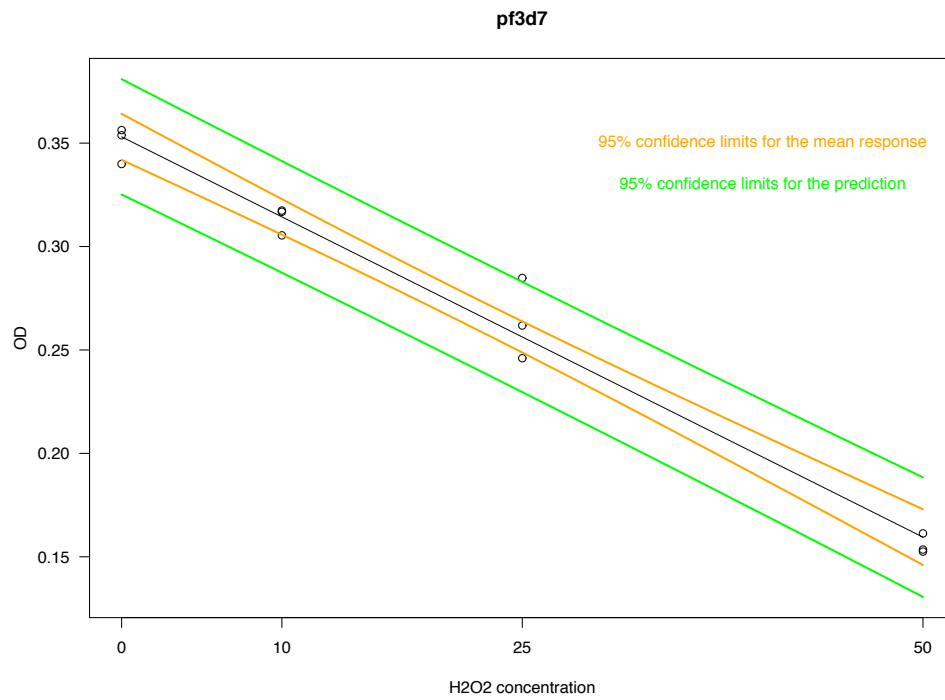
$$\hat{y}^* \pm t_{(1-\frac{\alpha}{2}), n-2} \times \hat{\sigma} \times \sqrt{1 + \frac{1}{n} + \frac{(x - \bar{x})^2}{SXX}}$$

is a $(1 - \alpha) \times 100\%$ **prediction** interval for the predicted response given x .

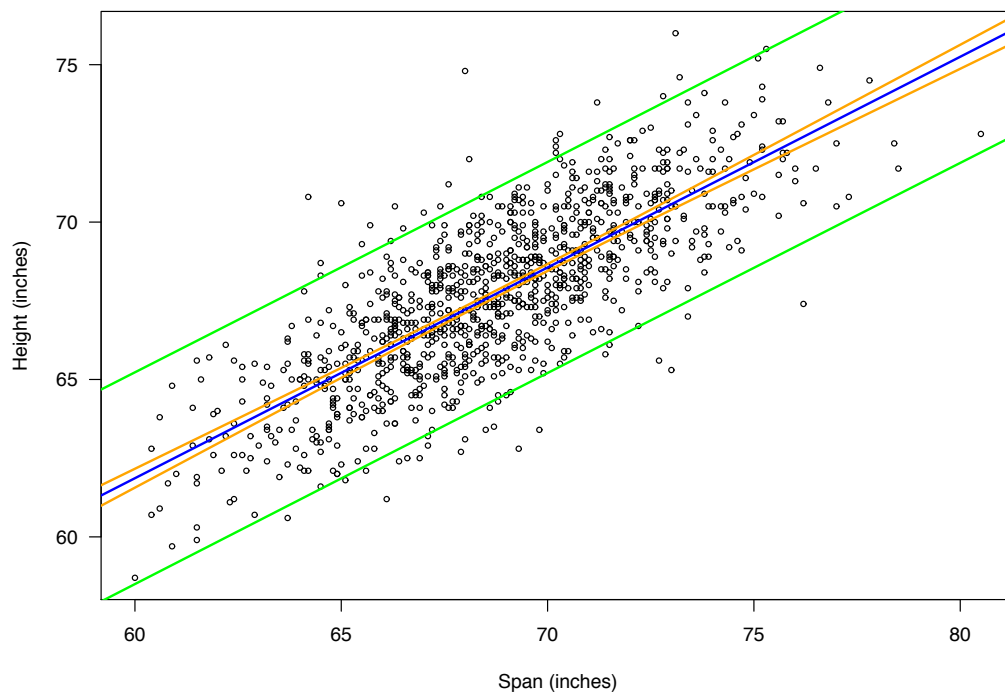
→ When n is very large, we get roughly

$$\hat{y}^* \pm t_{(1-\frac{\alpha}{2}), n-2} \times \hat{\sigma}$$

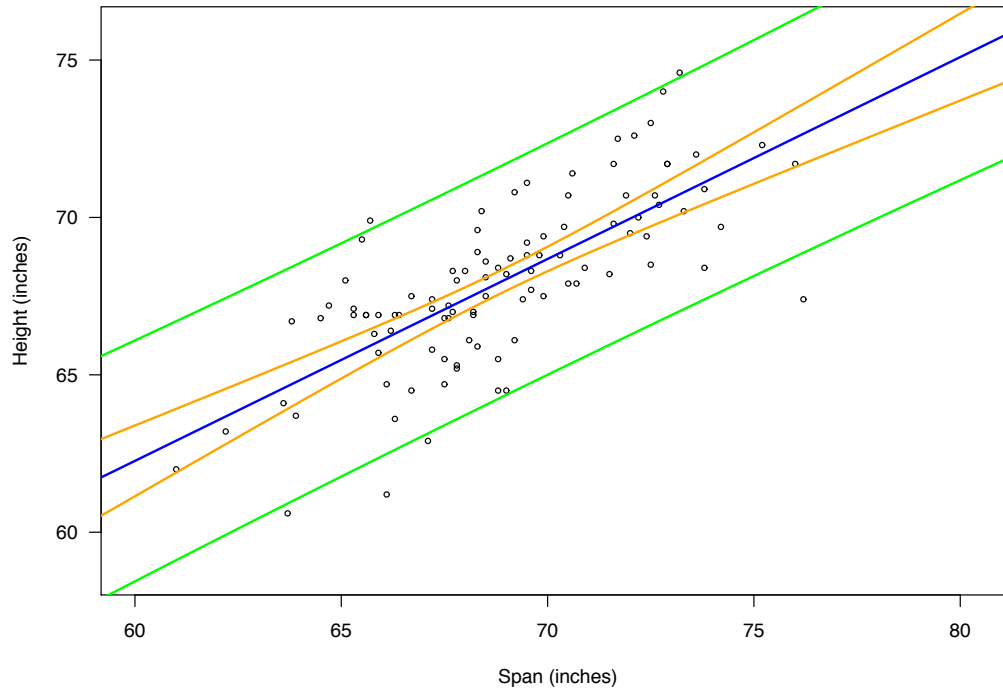
Prediction intervals



Span and height



With just 100 individuals



Regression for calibration

That prediction interval is for the case that the x 's are known without error while

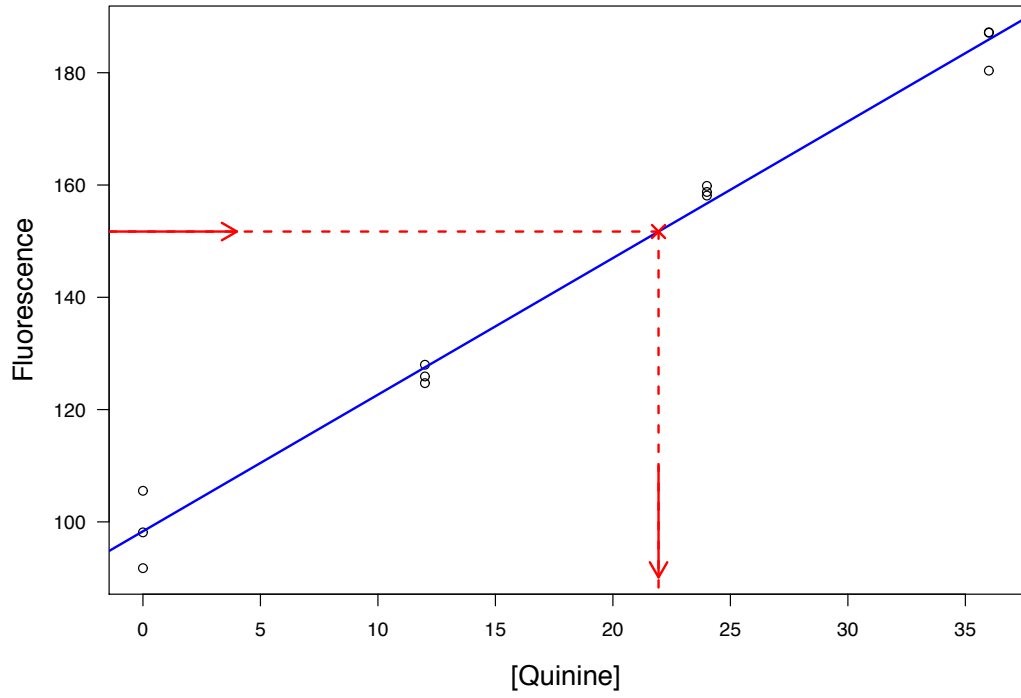
$$y = \beta_0 + \beta_1 x + \epsilon \quad \text{where } \epsilon = \text{error}$$

→ Another common situation:

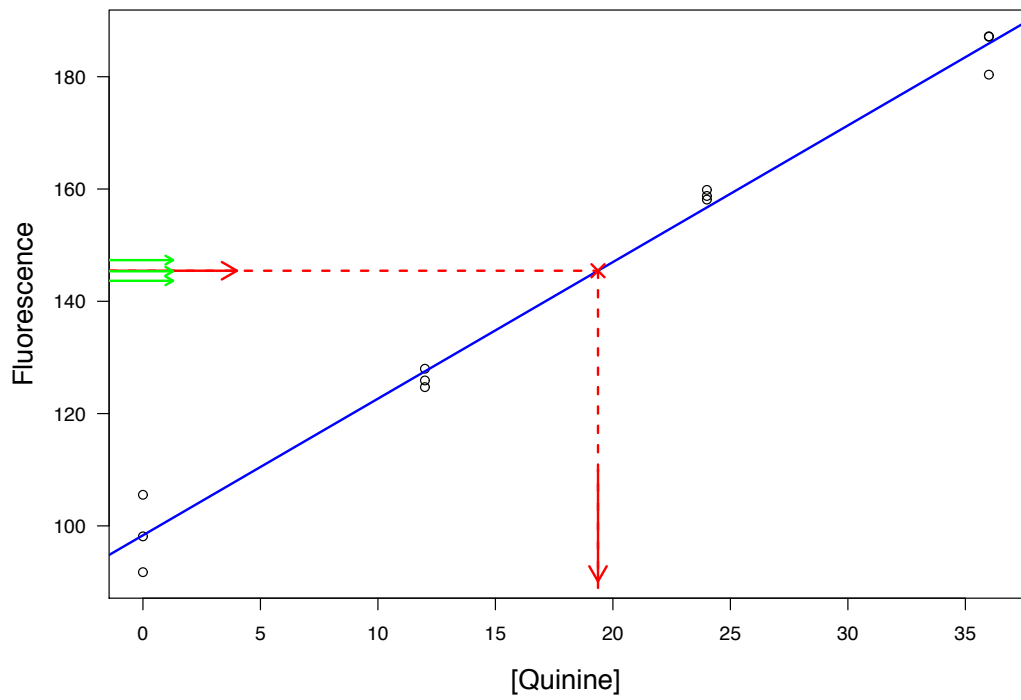
- We have a number of pairs (x, y) to get a calibration line/curve.
- x 's basically without error; y 's have measurement error.
- We obtain a new value, y^* , and want to estimate the corresponding x^* :

$$y^* = \beta_0 + \beta_1 x^* + \epsilon$$

Example



Another example



Regression for calibration

→ Data: (x_i, y_i) for $i = 1, \dots, n$

with $y_i = \beta_0 + \beta_1 x_i + \epsilon_i$, $\epsilon_i \sim \text{iid Normal}(0, \sigma)$

y_j^* for $j = 1, \dots, m$

with $y_j^* = \beta_0 + \beta_1 x^* + \epsilon_j^*$, $\epsilon_j^* \sim \text{iid Normal}(0, \sigma)$ for some x^*

→ Goal:

Estimate x^* and give a 95% confidence interval.

→ The estimate:

Obtain $\hat{\beta}_0$ and $\hat{\beta}_1$ by regressing the y_i on the x_i .

Let $\hat{x}^* = (\bar{y}^* - \hat{\beta}_0) / \hat{\beta}_1$ where $\bar{y}^* = \sum_j y_j^* / m$

95% CI for \hat{x}^*

Let T denote the 97.5th percentile of the t distr'n with $n-2$ d.f.

Let $g = T / [|\hat{\beta}_1| / (\hat{\sigma} / \sqrt{\text{SXX}})] = (T \hat{\sigma}) / (|\hat{\beta}_1| \sqrt{\text{SXX}})$

→ If $g \geq 1$, we would fail to reject $H_0 : \beta_1 = 0$!

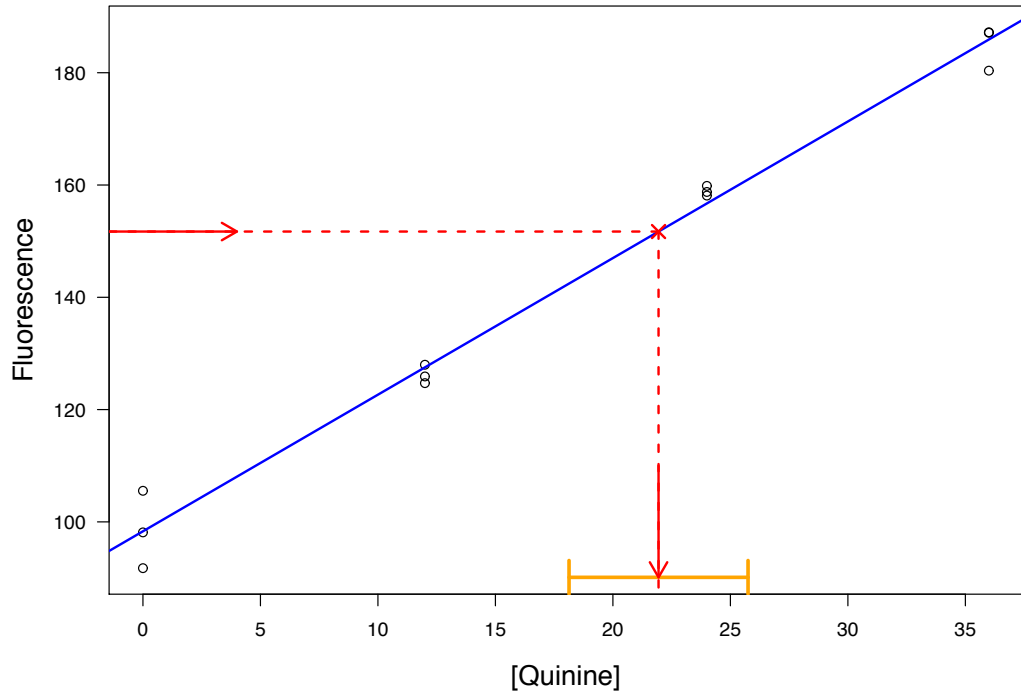
In this case, the 95% CI for \hat{x}^* is $(-\infty, \infty)$.

→ If $g < 1$, our 95% CI is the following:

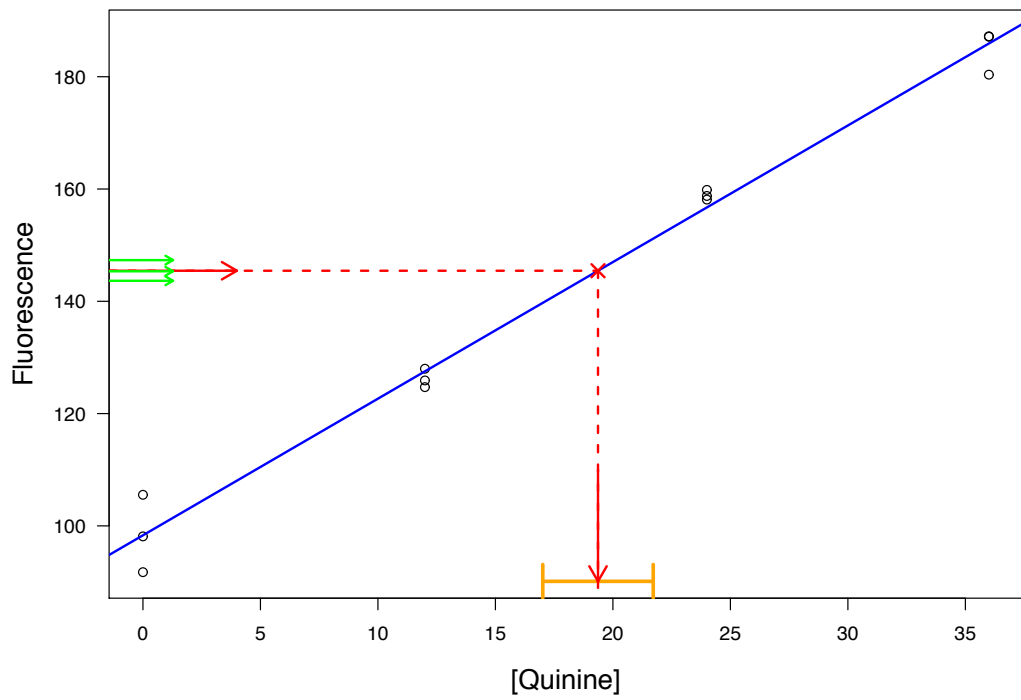
$$\hat{x}^* \pm \frac{(\hat{x}^* - \bar{x}) g^2 + (T \hat{\sigma} / |\hat{\beta}_1|) \sqrt{(\hat{x}^* - \bar{x})^2 / \text{SXX} + (1 - g^2) \left(\frac{1}{m} + \frac{1}{n}\right)}}{1 - g^2}$$

For very large n , this reduces to approximately $\hat{x}^* \pm (T \hat{\sigma}) / (|\hat{\beta}_1| \sqrt{m})$

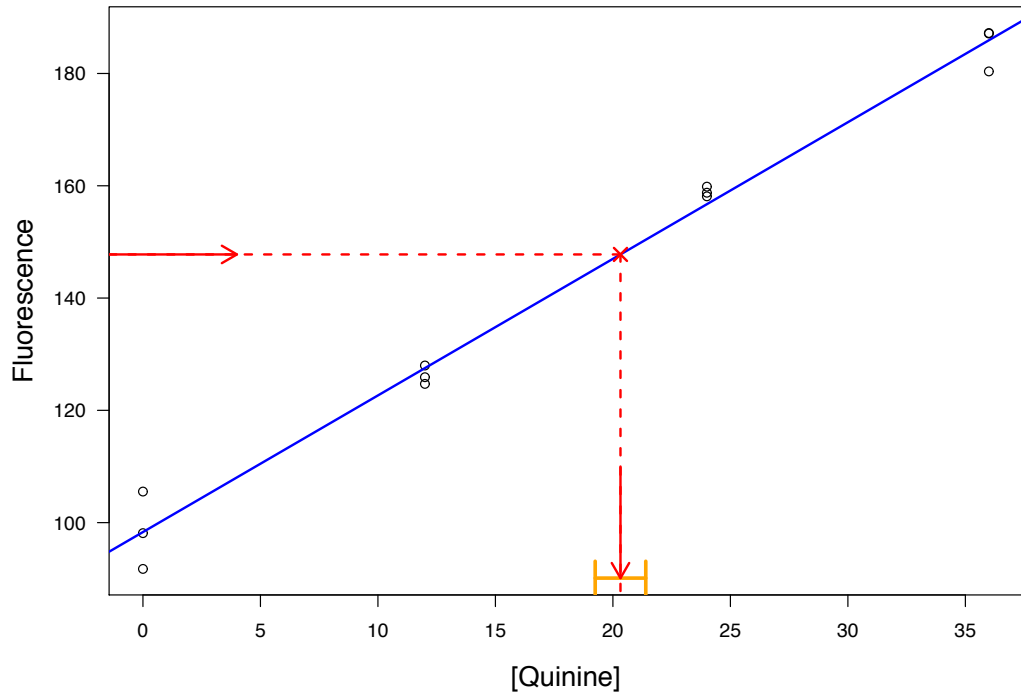
Example



Another example



Infinite m



Infinite n

